



# Designer Manufacturer

## LITHIUM ENERGY CABINET

Lithium Iron Phosphate battery-fitted, autonomous power supply cabinet

### Characteristics:

- Single, perfectly insulated and ventilated housing;
- Provides power to multiple consumers (PC, printer, terminal, monitor, etc.) from its multi-voltage outputs, from 5 to 24 V DC and/or 230 V AC;
- Houses batteries and all peripheral material (converters, chargers, etc.);
- LITHIUM batteries compatible with all types of transport (land, sea and air);
- Foolproof or dedicated sockets, depending on voltage type;
- Modular, upgradeable cabinet: plug-in, interchangeable converter boards depending on your requirements;
- Safety device to guarantee the service life of the batteries:
  - Electronic safety to prevent the battery from being discharged;
  - The safety is only released when the battery is fully charged;
  - Very simple battery replacement procedure;
  - Visual alarm (LED) indicating critical levels for autonomy;
  - Battery charge indicator (two-coloured LED);
  - Main circuit breaker if the cabinet is not to be used for an extended period;
  - Main power supply circuit breaker;
- Energy cabinet supplied with installation guide.

### Warranties:

- The manufacturer's warranty is two years (parts and labour), applicable to all component parts used in the cabinet, with the exception of the battery pack;
- The batteries are guaranteed for more than 1 000 discharge/recharge cycles.



- Advantages :
- Reduced footprint
  - Increased longevity of batteries
  - Handling of the cabinet effortlessly



Energy box 10Ah/20Ah-12V



Energy box 20Ah/30Ah/40Ah

































# Fixed and mobile workstations

## TECHNICAL CHARACTERISTICS

	ENERGY CABINET: BATTERY CAPACITY LITHIUM											
Characteristics	10 Ah	20 Ah	10 Ah / 250 W	20 Ah	20 Ah / 350 W	30 Ah	30 Ah / 350 W	30 Ah / 600 W	40Ah	40Ah/350 W	40Ah/600 W	40Ah/1500 W
Equivalence AGM cabinet	18 Ah	18 Ah	18Ah	28 Ah	28 Ah / 350 W	40 Ah	40 Ah / 350 W	40 Ah / 600 W	65Ah	65Ah / 350W	65Ah / 600W	65Ah / 1500W
Battery pack voltage	24 VDC	12 VDC	24 VDC	24 VDC	24 VDC	24 VDC	24 VDC	24 VDC	24 VDC	24 VDC	24 VDC	24 VDC
Mains input	230 VAC / 50 Hz											
DC Outputs	2 x 24VDC Outputs 1 VDC Output*	2 x 12 VDC Outputs 1 VDC Output	--	2 x 24VDC Outputs 1 x VDC Outputs								
AC Outputs	--	--	1 Output 230 VAC	--	2 x 220 VAC Outputs	--	2 x 220 VAC Outputs	2 x 220 VAC Outputs	--	2 x 220 VAC Outputs	2 x 220 VAC Outputs	2 x 220 VAC Outputs
Rated Power at 230V	--	--	150 W	--	350 W Sinewave	--	350 W Sinewave	600 W Sinewave	--	350 W Sinewave	600 W Sinewave	1500 W Sinewave
Weight (kg)	5 kg	5 kg	7 kg	12.2 kg	13.5 kg	15.2 kg	16.5 kg	18 kg	19.3 kg	20.5 kg	22.2 kg	24 kg
Dimension (mm)	W 240 x D 290 x H 115	W 240 x D 290 x H 115	W 344 x D 289 x H 117	W 300 x D 400 x H 185		W 300 x D 400 x H 185			W 400 x D 500 x H 210			
Recharge time Max.	6 hours											
Opérating temperature	Temperature between -5 ° C and + 35 ° C											

\* Pre-wired 5/12/19/24 Vdc output, requires an optional converter board.

	EXAMPLES OF CONFIGURATION (for information)																
Configuration		 + 			 + 	 +  + 	 + 	 + 	 +  + 	 + 		 + 	 + 	 + 	 + 	 + 	
Estimated autonomy	8 h						10 h										

LM REALISATIONS S.A.S

ZA des Platières - 95 chemin des Platières - 38670 Chasse Sur Rhône - FRANCE

Tél. 33 (0)4 78 02 84 93 - Fax 33 (0)4 78 02 17 03 - infos@lm-realisations.fr

www.lm-realisations.com

